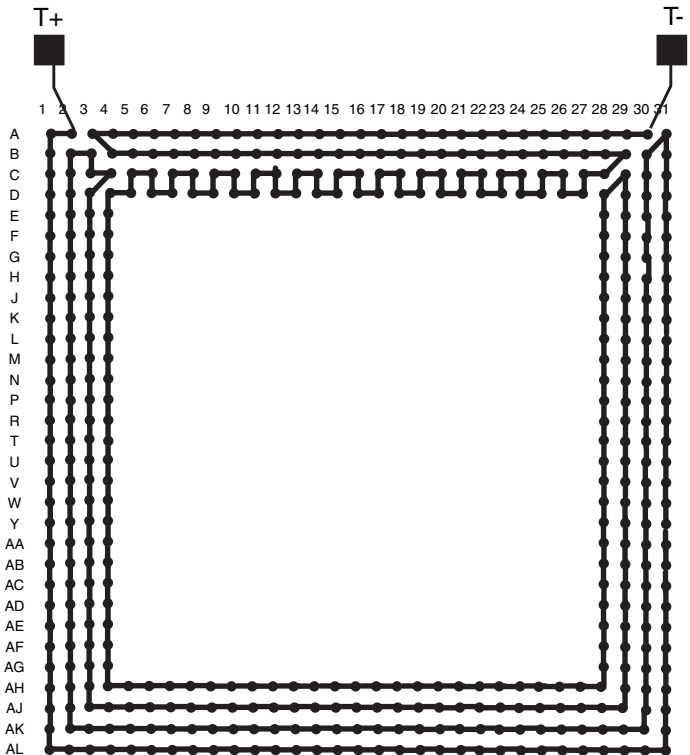
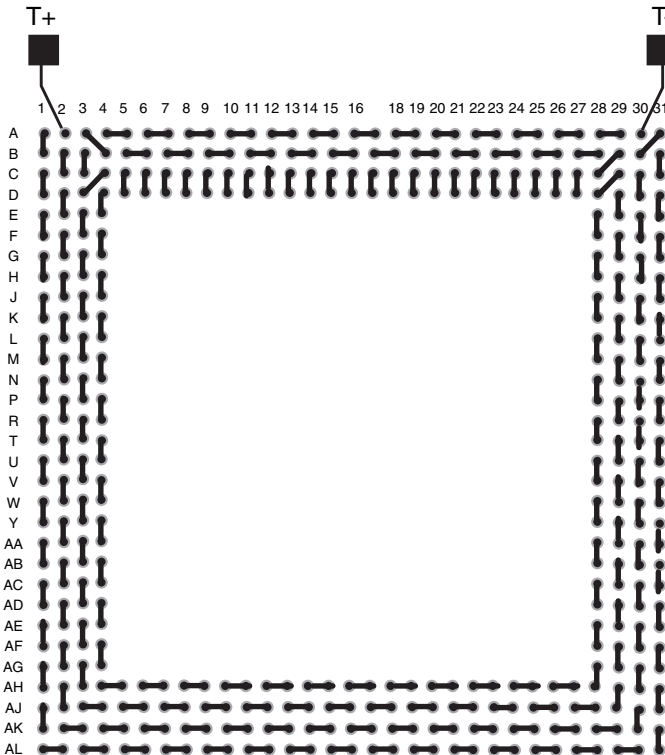




<u>BALLS</u>	<u>PITCH</u>	<u>SIZE</u>	<u>MATRIX</u>	<u>ROWS</u>	<u>CENTER</u>	<u>MAT'L</u>
432	1.27mm	40mm SQ	31 x 31	4	none	BT

BALL VIEW

BOTTOM SIDE (TOP X-RAY VIEW)



TEST VEHICLE BOARD

AFTER MOUNTING TO TEST BOARD

SBGA432T1.27-DC314

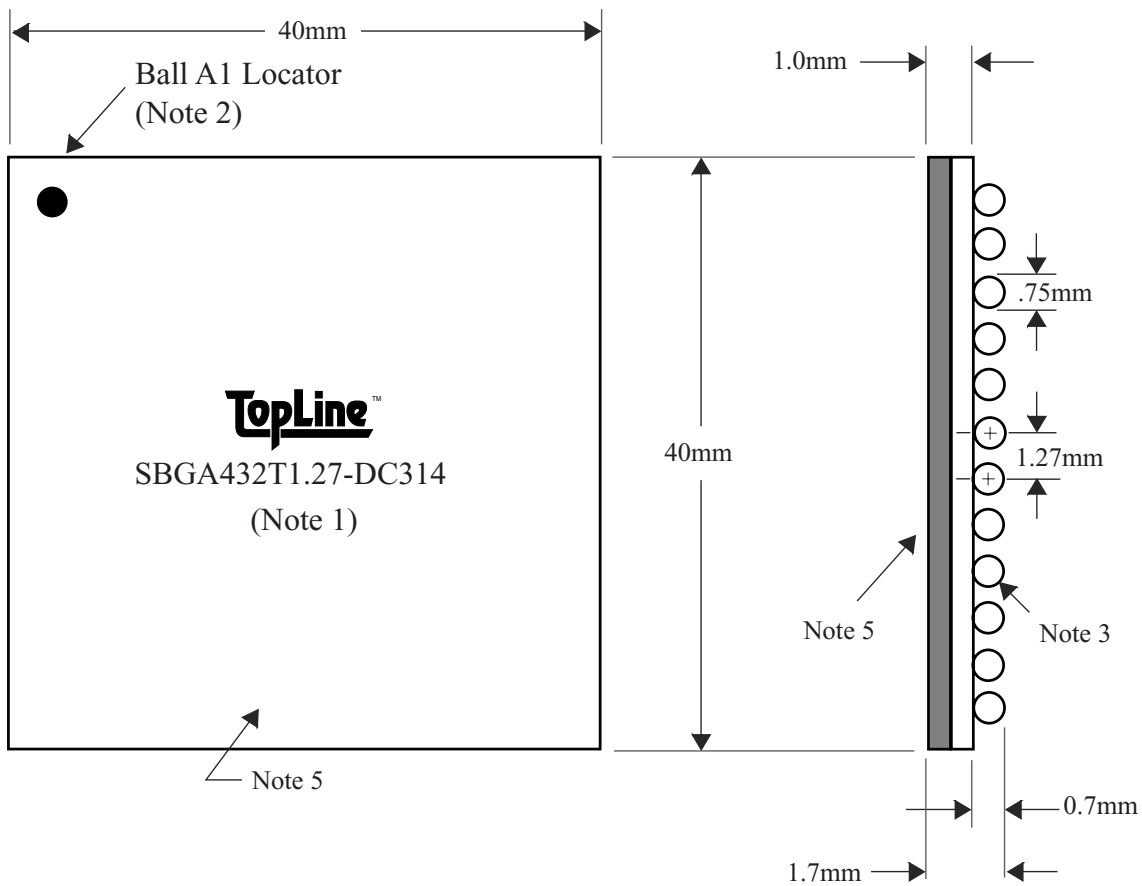


TEL 1-714-898-3830
info@topline.tv

<u>BALLS</u>	<u>PITCH</u>	<u>SIZE</u>	<u>MATRIX</u>	<u>ROWS</u>	<u>CENTER</u>	<u>MAT'L</u>
432	1.27mm	40mm SQ	31 x 31	4	none	BT

TOP VIEW

SIDE VIEW



NOTES		REVISIONS		
Note 1	Logo and part number centered	Rev	Date	Changes
Note 2	Ball A1 locator mark positioned in corner	B	1/15/03	Correction of Ball and Top Views
Note 3	Ball Material: Sn Pb	C	2/27/06	Daisy Chain Added
Note 4	Substrate Material: BT laminate	PACKAGING TRAYS		
Note 5	Metal heat sink. Die cavity down	Tray BGATRAY40mm-3x7 Tray Quantity 21		